

Download Linutop OS demo for USB Key

Go to: www.linutop.com/download.en

Informations

Download ISO image
* : USB image

Name * :

Email * :

Company :

Website :

Telephone :

Country :

Fill up the form and download

Informations

Form complete!
Thank you.

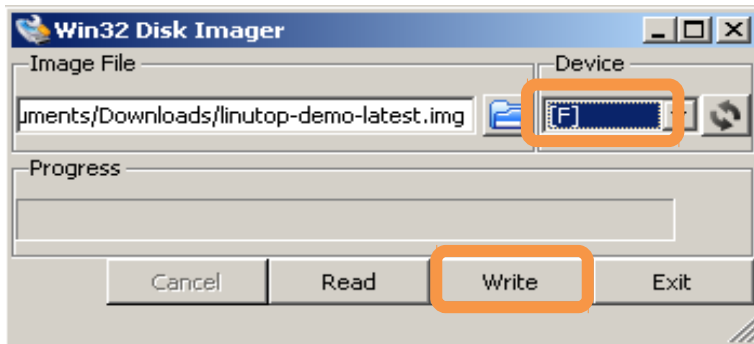
Install the free version demo on the USB Key

Windows

Download **Disk Imager**

<http://images.linutop.com/win32diskimager-0.2.zip>

Insert a blank USB Key



Launch Disk Manager, select USB Key as «Device» and « Write »

Linux

Insert a blank USB Key and use the following command

```
# dd if=linutop-demo-latest.img of=/dev/sdx
```


↑
Name of the device a, b, c,...



⚠ Be careful to select the correct device ⚠

Try and enjoy Linutop OS

Configure your BIOS
in order to boot on the Key



Boot Your PC on the Key with Linutop OS demo

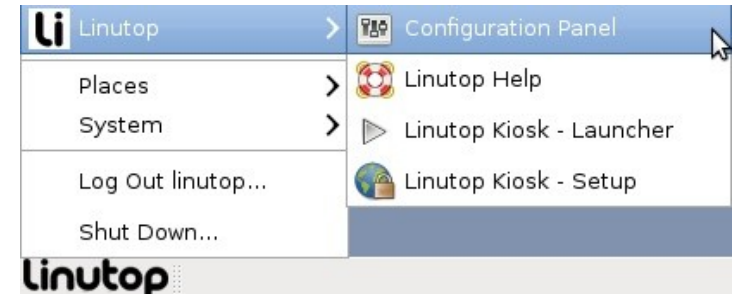
Install the Full Version (from the demo)



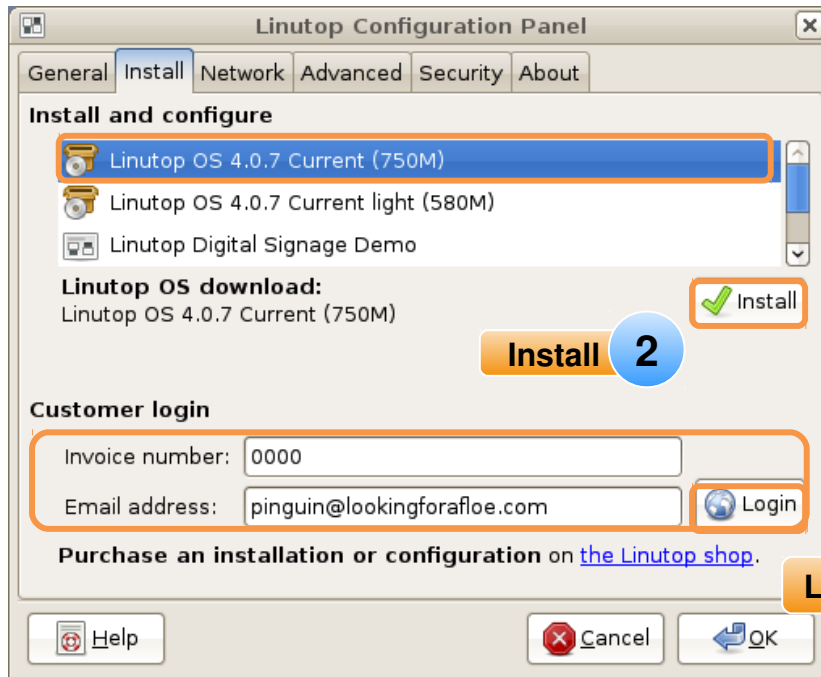
Get Linutop OS on the shop:
<http://www.linutop.com/shop>



**Invoice number
&
Email address**



From the OS Demo, go on the Configuration Panel and follow the process below :



**Select the destination device
of the Installation** 3



**Reboot your PC
Installation
successful !!**